


WOODWORKER




WORKSHOP: WORKBENCHES & WORKHOLDING

The Bench.....	1170
Light Bench for Home Use.....	1173
A Sturdy Workshop Bench	1175
Your Bench	1177
The Ideal Bench.....	1179
Cabinet Workbench for Kitchen or Workshop	1181
The Workshop Bench	1185
German Type Work Bench.....	1187
Things That Go Wrong: Your Bench	1190
The Bench and Its Equipment	1193
The Bench and Its Equipment (continued)	1197
The Problem of the Loose Bench Stop	1200
Your Bench Vice	1200
Easily Made Bench Vice	1202
Simple Bench Holdfast	1203
Workshop Notes: Gripping the Wood	1203
How to Hold Down Wood Whilst Working It	1205
Fixing Work to the Bench.....	1207

Chart titles are in italic.

WOODWORKER




WORKSHOP: TOOL CHESTS & STORAGE

Your Complete Tool Chest With Sliding Saw Till and Three Drawers	1210
Cabinet Maker's Tool Chest	1211
<i>Cabinet Maker's Tool Chest – Early 19th Century</i>	1213
Capacious Tool Chest	1214
An Old Design Which Has Proved Its Soundness: Making Your Own Tool Chest	1215
Making a Dovetailed Tool Chest.....	1217
A Stool Tool Container.....	1220
Portable Tool Case.....	1222
The Question Box: A Tool-Carrying Case.....	1223
Fitting Up the Workshop: The Tool Cabinet.....	1224
The Ideal Tool Cabinet	1226
Nest of Tool Boxes.....	1230
Ideal for the Home Workshop: Cabinet Bench and Tool Cupboard.....	1231
Made With Royal Hardboard and Pegboard: Workshop Tool Cupboard	1234
For the Man Who Has to Work on the Kitchen Table: Bench Top and Tool Cabinet.....	1238
The Workshop of 1965: Housing the Tools	1242

Chart titles are in italic.


WOODWORKER



WORKSHOP: APPLIANCES

Useful Home-Made Accessory:	
Bench Hook with Mitre Block and Vice.....	1248
What to Know About Tools:	
Appliances Used with Planes	1249
Points to Know About:	
Shooting Boards	1251
Stop Gauge for Shooting Board.....	1253
New Form of Shooting Board.....	1254
Useful Form of Shooting Board.....	1256
An Improved Shooting Board.....	1257
Adjustable Shooting Board	1259
Mitre Shooting Board.....	1259
Home Made Tools:	
The Mitre Shooting Block	1261
Useful Adjustable Mitre Template	1263
Combined Mitre Block and Clamp	1263
A Page of Oddments.....	1264
Universal Mitre Block.....	1265
Useful Device for Rebating and Grooving.....	1268
The Workshop of 1965:	
Apparatus and Appliances	1269
Ideas Contributed by a Reader:	
Jigs and Gadgets	1272


WOODWORKER



FURNITURE & DETAILS: STYLES

Chippendale's 'Gentleman and Cabinet-maker's Director:' The First Book on Cabinetwork.....	1278	Their Variety and Construction: Furniture Doors.....	1314
English Period Furniture	1279	Features in Furniture: The Panel.....	1324
The Foundations of Style: The Renaissance of the Late 16th Century	1280	Features in Furniture, Carvings, Turnings, Frets, Inlays.....	1326
The Foundations of Style: The Mid 17th Century.....	1282	Boxes Through the Ages	1329
The Foundations of Style: The Early Mid 18th Century	1284	<i>Mahogany Writing Table of the Chippendale Period</i>	1331
The Foundations of Style: The Present Day.....	1286	Interesting New Exhibits at South Kensington: Furniture of a Leisured Age	1332
The Qualified Woodworker: The Styles of Furniture	1288	Furniture of a Leisured Age	1333
<i>Tables</i>	1292		
<i>Chests</i>	1293		
<i>Desks & Bureaux</i>	1294		
<i>The Sideboard.....</i>	1295		
<i>Chairs.....</i>	1296		
<i>Bedsteads</i>	1297		
<i>Bookcases and China Cabinets.....</i>	1298		
<i>The Origin and Adaptation of Mouldings</i>	1299		
Features in Furniture: Mouldings in Woodwork.....	1300		
<i>Mouldings of the Chippendale Period.....</i>	1303		
<i>Mouldings of the Sheraton Period</i>	1304		
<i>Mouldings of the Hepplewhite Period.....</i>	1305		
An Analysis of Chairs	1306		

Chart titles are in italic.




FURNITURE & DETAILS: PROJECTS & DRAWINGS

The Restoration of an Old Favorite:	
The Tripod Table	1336
Mahogany Tripod Table with Piecrust Edging	1338
An Old Design Still Popular:	
Jacobean Extending Trestle Table	1339
<i>Dutch Extension Dining Table</i>	1342
Make This Delightful Gate-Leg Table	1343
<i>French Table</i>	1346
<i>Oak Gate-Leg Table of the Mid-17th Century</i>	1347
<i>Gate-Leg Table</i>	1348
<i>Mahogany Pembroke Table</i>	1349
<i>Writing Table of Adam Period</i>	1350
<i>Mahogany Breakfast Table</i>	1351
<i>Small Occasional Table</i>	1352
<i>Card Table</i>	1353
<i>Card Table</i>	1354
Sheraton Serpentine-Front Sideboard	1355
Bow-Front Mahogany Sideboard	1356
<i>Mahogany Bow-Front Sideboard</i>	1357
<i>Oak Stool</i>	1359
<i>Walnut Stool of the Queen Anne Period</i>	1360
The Court Cupboard	1361
Mahogany Corner Cupboard	1364
<i>Jacobean Cupboard</i>	1366
<i>Veneered Walnut Clockcase</i>	1367
Specially Adapted to Suit Modern Needs:	
A Dignified 18th Century Bookcase.....	1368
Mahogany Bureau Bookcase.....	1370
<i>Bureau Bookcase Dating from About 1750</i>	1372
<i>Bureau Bookcase of the Chippendale Period</i>	1373
<i>Bookcase of the Chippendale Period</i>	1374
<i>Welsh Dresser in Oak</i>	1375
<i>Mahogany Bookshelves</i>	1376
<i>Oak Chest</i>	1377
<i>Mahogany Chest of Drawers</i>	1378
<i>Oak Chest</i>	1379
<i>Walnut Chair of the Queen Anne Period</i>	1380
Queen Anne Chair Construction	1381
<i>Walnut Chair</i>	1383
<i>Child's High Chair</i>	1384
<i>Oak Chair</i>	1385
Mahogany Chair	1386
Carved and Gilt Mirror	1387
<i>Early 18th Century Mirror</i>	1389
<i>Mahogany Wall Mirror</i>	1390
Attractive Gifts for Christmas:	
Trays with Pie-Crust Edgings.....	1391
<i>Grandfather Clock</i>	1395
<i>Woodwork of the 1st Half</i>	
<i>of the 17th Century</i>	1396
Types of Cabinet Backs.....	1397
Some Alternative Methods Considered:	
Sliding Doors.....	1400
Work of British Craftsman Edward Barnsley ..	1403

Chart titles are in italic.

WOODWORKER




FURNITURE & DETAILS: MISCELLANEOUS DETAILS

The Antique Finish:	
Preparation of Metal Fittings.....	1408
The Qualified Woodworker:	
Metal Fittings in Cabinet Work.....	1410
When Ordering Your Metalwork	1413
Points to Know About Hinges.....	1415
Hinges and How They Work.....	1417
How Door Hinges are Made	1420
<i>Hinges and How They Work</i>	1421
Hints on Hinges	1423
Metal Fittings:	
The Invisible Hinge	1425
<i>How To Do It: Fitting a Hinge</i>	1426
How to Fit Card Table Hinges	1428
The Use of Centre Hinges.....	1429
When You Hinge a Door.....	1431
Hingeing a Box Lid	1432
How to Fit a Mortise Lock	1434
<i>How To Do It: Fitting a Lock</i>	1436
Fitting a Ball Catch	1437
<i>Catches, Etc. Used in Furniture Making</i>	1438
Fitting a Ball Catch	1439

Chart titles are in italic.

WOODWORKER



ODDS & SODS

*Map Showing How the
World's Timbers are Distributed*..... 1444

Chips from the Chisel:
A Matter of Proportion..... 1446

The Old School:
One of the 'Old Hands'
Looks Back Over 40 Years..... 1448

The 'Good Old Days'..... 1450

Chips from the Chisel:
The Measure of a Man..... 1452

Chips from the Chisel:
It's Worth It..... 1453

Timber and Its Figure..... 1454

How Figure is Formed..... 1456

Chips from the Chisel:
Clearing out the Junk..... 1457

Chips from the Chisel:
Trees Falling..... 1457

Chips from the Chisel:
The Living Tool..... 1458

Chips from the Chisel:
Where is 'To-Morrow?'..... 1459

Chips from the Chisel:
The Test of Time..... 1460

Chips from the Chisel:
Renewal..... 1460

Chips from the Chisel:
Accent on Colour..... 1463

Chips from the Chisel:
The New Pioneers..... 1464

Chips from the Chisel:
Junk - and the Remedy..... 1465

Chips from the Chisel:
The Gift of Living..... 1466

The Windsor Chair Maker..... 1468

Chips from the Chisel:
Mind and Matter..... 1470

The Wheelwright..... 1472

The Old Timers..... 1474

Joiner's Shop of the Early
Seventeenth-Century..... 1476

'Chair Bodging'..... 1477

Craftsmen I have Known..... 1480

More of Them..... 1483

Chips from the Chisel:
The Full Price..... 1487

The Coffin Maker..... 1488

Chart titles are in italic.